



**April  
2026**

# **MONTHLY DISEASE SURVEILLANCE REPORT**

OTSEGO COUNTY DEPARTMENT OF HEALTH

Scan the QR code to download our app!



Otsego County Data Dashboards



# WHAT YOU NEED TO KNOW

## Lyme Disease and Other Diseases Carried by Ticks

It's important for you and your family to be tick free!

Ticks can spread disease. Not all ticks can cause disease, and not all bites will make you sick, but as these diseases become more common it's important to learn how to prevent a bite, how to remove a tick and what to do if you think you could have a tick-borne disease.

Lyme disease is the most common disease spread by ticks in New York but there are other serious diseases transmitted by ticks including alpha-gal syndrome (AGS), anaplasmosis, babesiosis, ehrlichiosis, Rocky Mountain Spotted fever, hard tick relapsing fever and Powassan encephalitis.

### Tick Risk Score by Region

This map displays the risk of encountering an infected blacklegged (deer) tick by NY geographic region.

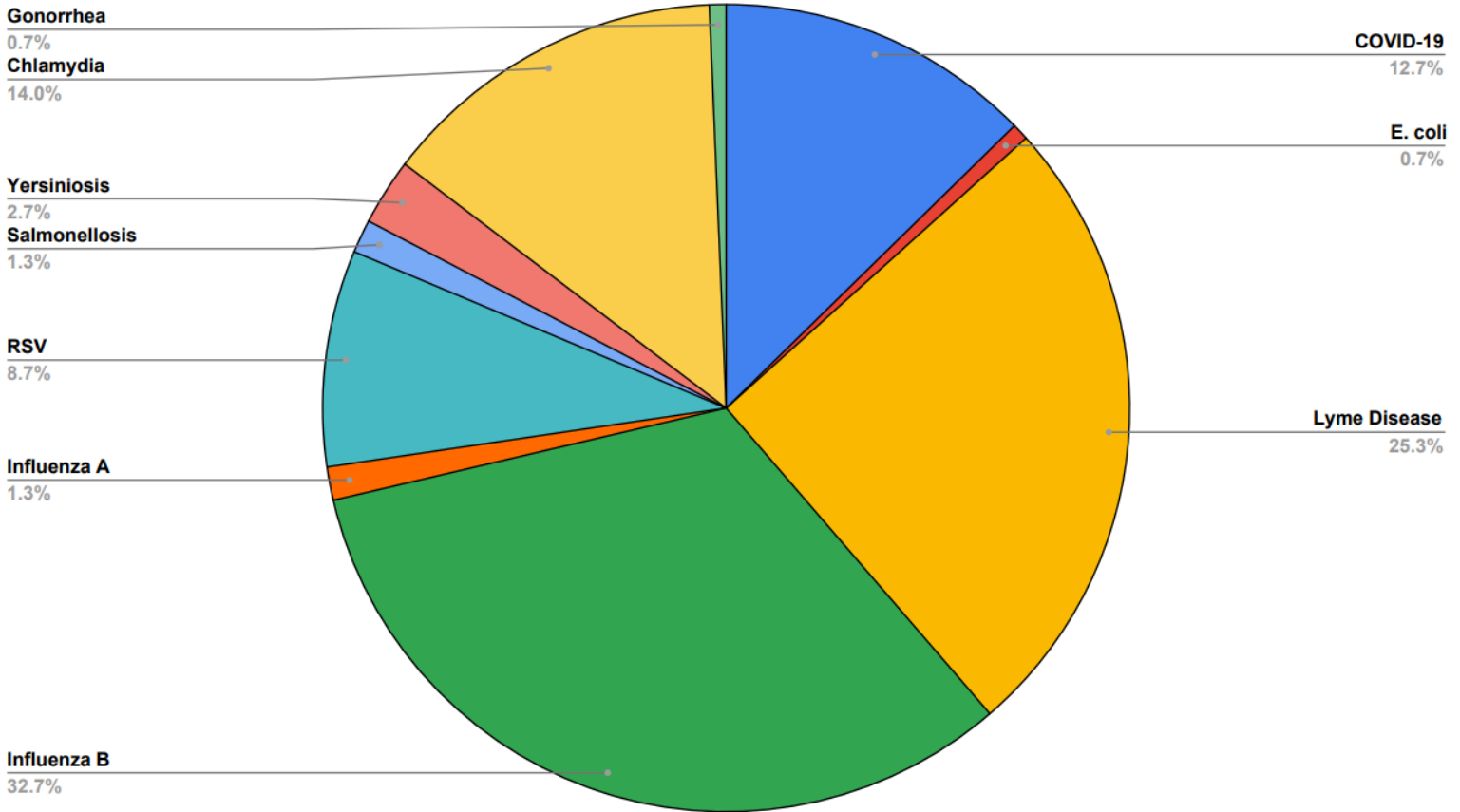
**[CLICK HERE FOR THE MAP](#)**

**For more information on tick-borne diseases and prevention visit:**

**<https://www.health.ny.gov/diseases/communicable/lyme/>**

# COMMUNICABLE DISEASES

Percentage of Confirmed Cases of Communicable Diseases by Type (n=165)



Communicable diseases are diseases which are spread from person to person, or animal, surface or food to a person. These are also known as transmissible diseases or infectious diseases. Communicable diseases are caused by pathogens such as viruses, bacteria and fungi and are spread by way of air, water, food or bodily fluids.

**\*\* Lyme Disease numbers are not final until NYS DOH review \*\***

# INFLUENZA

New cases in Otsego County

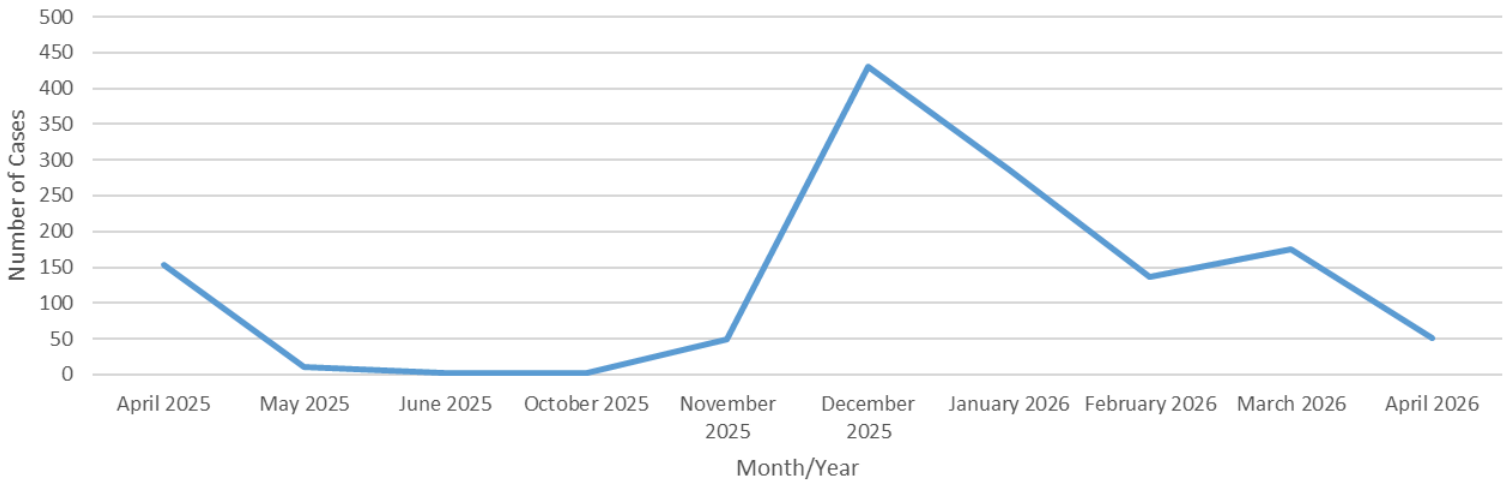
**51**

Total cases in Otsego County

**1,235**

**2025-26 season**  
(Oct 2025 - Apr 2026)

Number of Cases (2025-26)

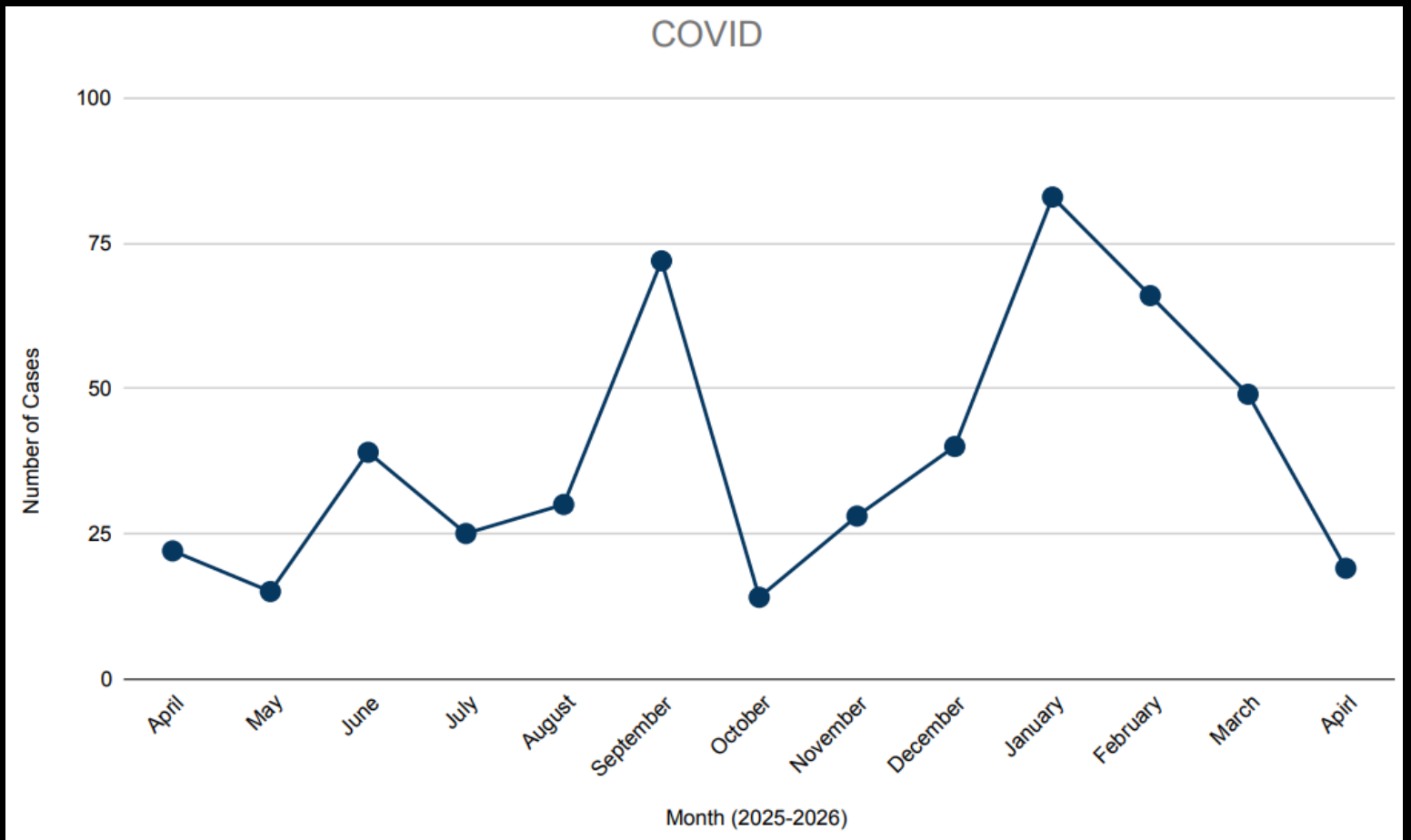


Click [HERE](#) to visit our influenza dashboard to see additional influenza data

# COVID

## New cases in Otsego County

# 19



# RABIES

<b>Animal Bites Reported</b> 21	<b>Number of Animals Sent for Rabies Testing</b> 1
<b>Individuals sent for Post Exposure Treatment</b> 0	<b>Animal Specimens Testing Positive for Rabies</b> 0

There are 3 main ways to prevent exposure to rabies for both humans and pets. These include:

- Vaccination of pets: It is a NYS law that your cats, dogs and ferrets be vaccinated for rabies. It is also a NYS law that any unvaccinated pet exposed to a rabid or suspected rabid animal be euthanized or quarantined for 6 months at owners' expense.
- Avoidance of wild animals
- Testing of animals: If there is a bat or other animal in your home that you think might have scratched or bitten someone, catch it and have it sent for rabies testing. You should contact the health department any time you find a bat in the home to discuss the situation.

## Upcoming Rabies Clinics

All clinics are 6-8pm

**\*No appointment Needed\***

Click [HERE](#) for our 2026 Rabies Clinic Schedule!



## MONTHLY HEALTH TOPIC

# AS TEMPERATURES RISE, BATS BECOME MORE ACTIVE

Knowing when a bat may pose a rabies exposure risk can help protect you, your family, and your pets. Here's when a bat should be safely captured for testing and when it can be left alone.

### WHEN A BAT SHOULD BE CAPTURED

Safely capture the bat and contact your local health department if:

- A person or pet was bitten or scratched by a bat
- Bat saliva may have entered someone's eyes, nose, mouth, or an open wound
- You wake up and find a bat in your bedroom
- A bat is found in a room with:
  - A young child
  - A person who is sleeping
  - Someone who is mentally impaired or intoxicated

Bat bites and scratches can be very small and may not always be noticed.

### WHEN A BAT CAN BE LEFT ALONE

A bat may be safely released outdoors if:

- The bat is in your home
- No person or pet had direct contact with it
- None of the exposure situations listed above occurred

If you are unsure whether contact occurred, contact the Otsego County Department of Health at 607-547-4230

[Click here for rabies data and to watch a video on how to properly capture a bat](#)